

PATHWAYS FOR INTERNATIONAL MEDICAL GRADUATES IN CANADA - FAMILY MEDICINE -



January 2025



LAND ACKNOWLEDGEMENT

I would like to begin by acknowledging the Indigenous Peoples of all the lands that we are on today. While we meet today on a virtual platform, I would like to take a moment to acknowledge the importance of the lands which many of us call home. We do this to reaffirm our commitment and responsibility in improving relationships between nations and to improving our own understanding of local Indigenous peoples and their cultures.

From coast to coast, we acknowledge the ancestral and unceded territory of all the Inuit, Métis, and First Nations people that call this land home.

Please join me in a moment of reflection to acknowledge the harms and mistakes of the past and present, and to consider how we can contribute positively to a society that will reject any forms of oppression and act in solidarity with all Indigenous peoples around the world.




DISCLAIMER

- I did not receive any funding for this presentation.
- I do not have any conflicts of interest to disclose.

AGENDA

- **Physiciansapply:** creating and managing accounts, necessary documentation, associated fees..
- **Source verification** of credentials: MCC and ECFMG
- **MCC examinations**
- **Navigating MCC** online systems
- **Organization:** managing timelines and budgeting
- **PRA programs**
- **Do's and Don'ts**
- **Questions**



<https://mcc.ca/credentials-and-services/pathways-to-licensure/pathways-for-international-medical-graduates/>

1- World Directory of Medical schools: <https://www.wdoms.org/>

**Tick on Non-UN member state to view countries such as Palestine, with recognized medical schools by Canada sponsor.*

2- English or French language tests (not required for creation of physiciansapply account)

3- Create physiciansapply account: <https://mcc.ca/credentials-and-services/services/>

FIRST STEPS



<https://mcc.ca/credentials-and-services/services/>

1- Go to physiciansapply.ca.

2- Click create an account and follow the instructions.

3- Pay your physiciansapply.ca account set-up fee.

PHYSICIANSAPPLY ACCOUNT

physiciansapply home page layout

portal.physiciansapply.ca













LOCATION: ▶ Home

physiciansapply.ca

OVERVIEW ?

CANDIDATE'S NAME

MINC:

-  Messages (2)
-  Profile
-  Documents | Share
-  Source verification request (1)
-  Examinations
-  Applications for medical registration
-  Account summary
-  Other service requests
-  News
-  MCC contact information
-  MCC practice tests
-  Terms of use



◀ What would you like to do now?

Select an item in the left-side panel to view its details in the centre and right panels.



SERVICES OFFERED THROUGH PHYSICIANSAPPLY.CA

1. SVR submission: <https://mcc.ca/credentials-and-services/services/verification-of-credentials/>
2. Apply for MCC exams: <https://mcc.ca/examinations-assessments/>
3. Apply for your LMCC: <https://mcc.ca/credentials-and-services/pathways-to-licensure/lmcc/>
4. Apply for medical registration with respective MRA: <https://mcc.ca/credentials-and-services/pathways-to-licensure/application-for-medical-registration/>
5. View and share your documents and exam results: <https://mcc.ca/credentials-and-services/services/repository-and-document-sharing/>
6. Request an ECA report for IRCC: <https://mcc.ca/credentials-and-services/services/educational-credential-assessment/>

IDENTITY VERIFICATION BY PHYSICIANSAPPLY.CA

1. Certified copies of ID
2. Photograph
3. Signature

Acceptable identity documents with each SVR:

- Certified copy of passport
- Certified copy of Canadian citizenship card
- If Canadian or US citizen without passport:
 - A valid Canadian or U.S. driver's licence and a Canadian citizenship certificate (without photo)
 - A valid Canadian or U.S. driver's licence and a Canadian permanent resident card (front and back)
 - A valid Canadian or U.S. driver's licence and a Canadian or U.S. birth certificate

<https://mcc.ca/credentials-and-services/services/verification-of-credentials/acceptable-identification-documents/>



ACCEPTABLE CREDENTIALS FOR SVR

<https://mcc.ca/credentials-and-services/services/verification-of-credentials/acceptable-medical-credentials/>

medical degree or diploma

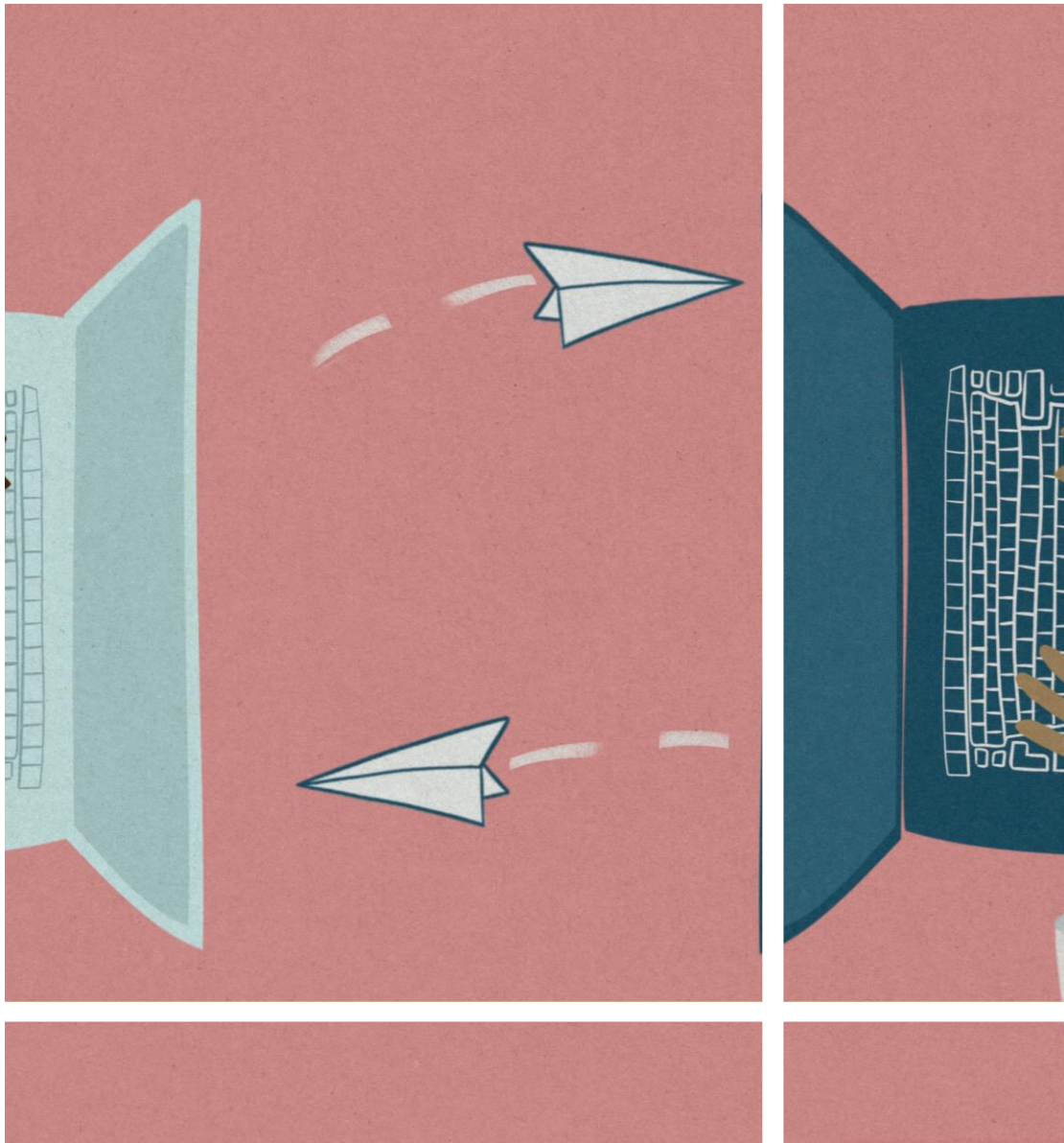
medical school transcript

internship document

postgraduate training document

specialty certificate

medical licence or proof of registration



SOURCE VERIFICATION









<https://mcc.ca/credentials-and-services/services/verification-of-credentials/acceptable-medical-credentials/>





- Prepare your documents: <https://mcc.ca/credentials-and-services/services/verification-of-credentials/preparing-your-documents/>
- Submit a SVR: <https://mcc.ca/credentials-and-services/services/verification-of-credentials/submit-your-svr/>
- SVR steps: <https://mcc.ca/credentials-and-services/services/verification-of-credentials/>
- If previously verified by ECFMG: follow all steps + send message with EPIC/EICS/USMLE number


OVERVIEW ?

CANDIDATE'S NAME

MINC:


-  Messages (2)
-  Profile
-  Documents | Share
-  Source verification request (1)
-  Examinations
-  Applications for medical registration
-  Account summary
-  Other service requests

-  News
-  MCC contact information
-  MCC practice tests
-  Terms of use



SVR LIST ? ×

- 2025-01-13 In progress
- 2025-01-11 Submitted

 Actions:

- [Create a new source verification request \(SVR\)](#)
- [Edit source verification request not submitted or paid](#)

SVR STEPS

◀ About source verification requests

Canadian medical organizations require physicians to have their international medical credentials source verified by the MCC to ensure they are authentic.

The documents you will need to submit for source verification are different for each organization. For eligibility requirements, visit the website of the appropriate medical organization.

To learn more about the source verification request process, see [How to submit a document for source verification](#).

What you can do on this panel

This panel allows you to view, create and edit source verification requests.

All applicable documents must be uploaded at the time of your request. To learn more about uploading documents, see [preparing your documents](#). If you are unable to upload your documents, please [click here](#).

The following status icons are used to help you track your request:

- Not submitted or paid
- Paid and submitted
- Received and being processed
- ✓ Processing completed
- ✗ At least one document incomplete
- ∅ Cancelled

SVR STEPS

portal.physiciansapply.ca/Svr/New

LOCATION: [Home](#) ▶ Source Verification Request

[Print this page](#)  [\(Log out\)](#)

SOURCE VERIFICATION REQUEST : CREDENTIAL DOCUMENTS

▼ MENU

SVR List

SVR summary

Source verification request

CREDENTIAL DOCUMENTS ?

See [preparing your documents](#) for more information on how to upload your [credential documents](#).



*Credential type:

- Select -

- Select -

Internship

License or registration

Medical degree or diploma

Medical school transcript

Postgraduate training

Specialty certificate

 SAVE AND ADD ANOTHER DOCUMENT

 SAVE AND CONTINUE

SVR STEPS

SOURCE VERIFICATION REQUEST : CREDENTIAL DOCUMENTS

▼ MENU

- SVR List
- SVR summary
- Source verification request

CREDENTIAL DOCUMENTS

See [preparing your documents](#) for more information on how to upload your [credential documents](#).

* Credential type:

* Country:

* Name of institution:

* Training type:

* Your name on the document:

* Language of document: English French Other

You **must** select **Other** if your original document was not issued in English or French.

* Start date (YYYY-MM-DD):

* End date (YYYY-MM-DD):

Internship

To upload your Internship document, click the Upload button below. To upload multiple pages for the same document, select all applicable files (hold the Ctrl key) before uploading.

× No file uploaded

Required supporting documentation:

Fill in required information

→

SVR STEPS

- ▼ MENU
- SVR List
- SVR summary
- Source verification request

CREDENTIAL DOCUMENTS ?

See [preparing your documents](#) for more information on how to upload your [credential documents](#).

*Credential type:

* Country:

* Name of institution:

* Training type:

* Your name on the document:

* Language of document: English French Other

You **must** select **Other** if your original document was not issued in English or French.

* Start date (YYYY-MM-DD):

* End date (YYYY-MM-DD):

Internship

To upload your Internship document, click the Upload button below. To upload multiple pages for the same document, select all applicable files (hold the Ctrl key) before uploading.

No file uploaded

Required supporting documentation:

Internship: Translation

You must provide a translation that meets the [MCC's requirements](#). **Upload the translation file exactly as it was received from the translation provider.** See [preparing your documents](#) for more information on how to upload your documents.

* Language of the document:

* Translation Service Provider:

* Language of translation:

English translation

- ITC Translations
- NATIONS Translation Group
- Straker
- Other provider

SVR STEPS

LOCATION: [Home](#) ▶ [Source Verification Request](#)

[Print this page](#)  [\(Log out\)](#)

SOURCE VERIFICATION REQUEST : SUMMARY

▼ MENU





[SVR List](#)

[SVR summary](#)

[Source verification request](#)


↩ Ready to submit

[Show all details](#) | [Hide all details](#)

MEDICAL CREDENTIALS	Add credential documents	
<p>✓ Internship Edit</p> <p>Required supporting documentation:</p> <p>✓ Internship: Translation</p>	<p> Internship</p> <p> English translation</p> <p>Country: AFGHANISTAN Name of institution: ARIA UNIVERSITY FACUTLY OF MEDICINE Training type: Rotational Your name on the document: JOHN BROWN Language of document: Other Start date (YYYY-MM-DD): 2004-08-01 End date (YYYY-MM-DD): 2005-07-28</p>	<p> Delete</p>



 **FINALIZE SVR**

 CONTINUE LATER

SOURCE VERIFICATION REQUEST : DIFFERENCES IN NAMES

▼ MENU
SVR List
SVR summary
Source verification request



DIFFERENCES IN NAMES ?

Please note that your name on the document does not correspond to the name in your profile. To correct this, please follow the steps below.

▲	JONNE BROWNE (1)	Found in: Profile
▲	JOHN BROWN (1)	Found in: Internship

Possible reasons for the differences in names.

*Are the differences in names due to spelling errors? Yes No

*Are the differences in names due to a legal name change? Yes No


*Are there other reasons for the differences in names? Yes No

If any of your medical credential documents contain a name (e.g., a middle name) that is not shown on your identity documents, you will need to submit another supporting identity document (i.e., a birth certificate) to prove that it is part of your legal name. You can upload this supporting document in the **Identity support document** section below.

If you have already resolved this name difference with the MCC, you do not need to do anything. The MCC will contact you if other information is required.

Identity Support Document

To upload your identity support document, click the Upload button below. To upload multiple pages for the same document, select all applicable files (hold the Ctrl key) before uploading.

 No file uploaded

SVR STEPS

NAME
VARIATIONS DUE
TO
TRANSLATIONS
ACROSS
LANGUAGES[FINALIZE SVR](#)[SAVE AND GO TO SUMMARY](#)

SOURCE VERIFICATION REQUEST : CONSENT TO RELEASE OF INFORMATION FOR CREDENTIALS VERIFICATION

▼ MENU

[SVR List](#)[SVR summary](#)[Source verification request](#)

SVR STEPS

CONSENT TO RELEASE OF INFORMATION

Purpose of the Consent to release of information: All candidates submitting a Source Verification Request (“SVR”) are required to consent to the Release of Information for Credentials Verification. The signature and photo on your account will be added to the consent form below and sent with your SVR.

CONSENT TO RELEASE OF INFORMATION FOR CREDENTIALS VERIFICATION

Verification of credentials:

I hereby authorize MCC to provide any documentation and information submitted to MCC by me or on my behalf in support of my medical credentials, including personal information as defined in *MCC's Privacy Policy* (in this Consent “**Personal Information**”), to the Educational Commission for Foreign Medical Graduates (“**ECFMG**”) for the purpose of verification, source verification, and/or investigations related to the validity of the information submitted. I also authorize ECFMG to retain such information as described in ECFMG's *Privacy Notice* at <https://www.ecfm.org/annc/privacy.html>.

✓ * I agree.

Signature and photo:

I understand and agree that the MCC will send my certified photo and signature on account to ECFMG for the purposes of credential verification.

✓ * I agree.

I have read and agree to the Consent to Release of Information for Credentials Verification.

 I AGREE I DO NOT AGREE


SOURCE VERIFICATION REQUEST : PAYMENT

▼ MENU

[SVR List](#)[SVR summary](#)[Source verification request](#)

SVR
FINAL
STEP

Current fee for 1
SVR as at
2025.1.18

SUMMARY OF CHARGES 



Below are the charges that apply to your account, including those for your current transaction as well as any previous unpaid amounts (if applicable).

Enter your payment details below exactly as they appear on your credit card. Please note that only Visa or MasterCard credit cards are accepted. (Interac and Visa debit cards are not accepted.) All funds are processed in Canadian dollars.

Document Fee * :	228.00
TOTAL DUE FOR THIS TRANSACTION:	228.00

Previous amount owing:	0.00
TOTAL DUE:	228.00

PAYMENT DETAILS 

* Credit card type:  

* Credit card number:

* Credit card expiration date (MM/YY): /

* Cardholder name (as it appears on the card):

* CVW number (3-digit number on the back of the card):



*In submitting this application and payment, I declare that I am the person referred to in the application and that the information provided therein is accurate and complete. Furthermore, I declare that the person named on any forms to be submitted with the application, as well as my signature and photograph (if applicable) on those forms, are for one and the same person. I acknowledge that an application submitted through [physiciansapply.ca](#) shall have the same force and validity as having been submitted with my signature.



MCCQE PART I

<https://mcc.ca/examinations-assessments/mccqe-part-i/>

- Examination objectives
- Free resources: <https://mcc.ca/free-resources/>
- Starting April 2025, exam changes: 230 MCQs in 2 sections
- 3 exam sessions to be offered in 2025
- Prometric test centre or remote proctoring options
- Can apply as IMG or international medical student
- Taken by both international and Canadian grads
- Purchasing preparatory products:
<https://mcc.ca/examinations-assessments/resources-to-help-with-exam-prep/preparatory-products/>

EXAMINATIONS: APPLY FOR AN EXAM


OVERVIEW

CANDIDATE'S NAME

MINC:

- Messages (2)
- Profile
- Documents | Share
- Source verification request (1)
- Examinations
- Applications for medical registration
- Account summary
- Other service requests

- News
- MCC contact information
- MCC practice tests
- Terms of use



EXAMINATIONS

Full examination history

Actions:

- Apply for an exam
- Request test accommodations

EXAMINATION HISTORY

Exam:	Result:
No history details found.	

EXAMINATIONS: APPLY FOR AN EXAM



portal.physiciansapply.ca/ApplyForExam/StartApplication?returnController=Home&returnAction=IndexExamsExpanded

LOCATION: [Home](#) ▶ [Apply for an exam](#)

[Print this page](#)  [\(Log out\)](#)

APPLY FOR AN EXAM: AVAILABLE EXAMS

- ▼ MENU
- Examinations
- Apply for an exam

AVAILABLE EXAMS 				
EXAM TYPE ▼	EXAM DESCRIPTION / SESSION	START	END	BASE FEE
 MCCQE Part I	MCCQE-I	Ongoing	Ongoing	1470.00



CANCEL



LMCC: LICENTIATE OF THE MEDICAL COUNCIL OF CANADA

<https://mcc.ca/credentials-and-services/pathways-to-licensure/lmcc/>

- Medical school graduate
- Passed MCCQE part I
- At least 12 months of clinical PG training
- All documents source-verified
- Pay the LMCC application fee through physiciansapply.ca account



NAC EXAMINATION

<https://mcc.ca/examinations-assessments/nac-examination/>

- Examination objectives
- Free resources: <https://mcc.ca/free-resources/>
- Held twice a year **INSIDE** Canada
- Can apply as IMG or international medical student
- Not for medical school students/graduates from Canada or U.S.




TDM:THERAPEUTICS DECISION MAKING EXAM

<https://mcc.ca/examinations-assessments/tdm-examination/>

- For family physicians referred by a PRA program
- Held 3 times a year
- Prometric test centre or remote proctoring options

APPLICATION FOR MEDICAL REGISTRATION: APPLICABLE FEES

- Differs by jurisdiction: <https://mcc.ca/credentials-and-services/pathways-to-licensure/application-for-medical-registration/>
- File sharing with the following organizations is at no cost: <https://mcc.ca/about/partner-organizations/organizations-that-can-receive-medical-credentials/>



APPLICATIONS FOR MEDICAL REGISTRATION

portal.physiciansapply.ca

portal.physiciansapply.ca/Registration#

LOCATION: ▶ Home

LOCATION: [Home](#) ▶ [Application for Medical Registration](#)

Language: [EN](#) | [FR](#) [Print](#) [Log Out](#)

physiciansapply.ca

physiciansapply.ca: APPLICATION FOR MEDICAL REGISTRATION

Select the province/territory to which you would like to apply for registration:

MCC fees: Please note that if you have not already paid for your one-time non-refundable physiciansapply.ca account fee, this fee will be charged as part of this application. The MCC also charges a fee for each AMR you submit. For additional information on fees, see our [Application for Medical Registration fees](#).



OVERVIEW

CANDIDATE'S NAME

MINC:

- Messages (2)
- Profile
- Documents | Share
- Source verification request (1)
- Examinations
- Applications for medical registration
- Account summary
- Other service requests



- News
- MCC contact information
- MCC practice tests
- Terms of use



	Medical regulatory authority	Type of application	
AB	College of Physicians and Surgeons of Alberta	Review of Qualifications	Info
BC	College of Physicians and Surgeons of British Columbia	Review of Qualifications	Info
MB	College of Physicians and Surgeons of Manitoba	Review of Qualifications	Info
NB	College of Physicians and Surgeons of New Brunswick	Complete Application	Info
NL	College of Physicians and Surgeons of Newfoundland and Labrador	Review of Qualifications	Info
NS	College of Physicians and Surgeons of Nova Scotia	Review of Qualifications	Info
NT	Government of the Northwest Territories	Complete Application	Info
NU	Government of Nunavut	Complete Application	Info
PE	College of Physicians and Surgeons of Prince Edward Island	Complete Application	Info
QC	Collège des médecins du Québec	Complete Application	Info
SK	College of Physicians and Surgeons of Saskatchewan	Review of Qualifications	Info
YT	Yukon Medical Council	Complete Application	Info

ECA REPORT (EDUCATIONAL CREDENTIAL ASSESSMENT)

- Required by IRCC for immigration purposes:
<https://mcc.ca/credentials-and-services/services/educational-credential-assessment/>
- Valid for 5 years
- Does not provide you with a license to practice in Canada, but proves you have a medical degree/diploma



OTHER SERVICE REQUESTS: OPTIONS AVAILABLE INCLUDING THE ECA REPORT


OVERVIEW ⓘ

CANDIDATE'S NAME

MINC:

- Messages (2)
- Profile
- Documents | Share
- Source verification request (1)
- Examinations
- Applications for medical registration
- Account summary
- Other service requests**

- News
- MCC contact information
- MCC practice tests
- Terms of use



OTHER REQUESTS ⓘ ✕

👤 Actions:

- Request Educational Credential Assessment (ECA) report
- Request a file transfer
- Apply for LMCC

◀ **What you can do on this panel**

This panel allows you to submit other types of service requests, including requests for ECA reports or file transfers.

APPLICABLE FEES

<https://mcc.ca/fees/>

**as of January 2025*

Service available	CAD \$	Notes
Physiciansapply.ca account setup fee	328	one time fee
SVR	228	per medical credential
MCCQE1 application	1,470	
NAC exam application	3,255	
LMCC application	260	one time fee
Application for medical registration	235	per application
ECA report	128	per copy
Translation (if not in English or French)	variable	https://mcc.ca/credentials-and-services/services/verification-of-credentials/document-translation/



BREAK TIME



PRACTICE READY ASSESSMENT PROGRAMS

Details for each province that offers it

ALBERTA

Language	Exams	PRA	License type	Other requirements	Links
English: IELTS Academic (min 7.0 in each) or OET Medicine (min gr. B in each) or CELPIP General (min 9 in each)	MCCQE I or USMLE (complete) + TDM exam	Traditional PRA-AB (ROS = ?) Or Accelerated PRA-AB (waived requirements)	Provisional register	<ul style="list-style-type: none"> - Recency of practice : minimum of 1 year within the last 3 years - Postgraduate training requirements - CRC or police certificate is required from all locations you have practised and/or trained for more than 90 days in the last 5 years. - Patients relations education - Sponsorship 	Fee calculator + details: https://cpsa.ca/physicians/registration/apply-for-registration/apply-for-independent-practice/ PRA types: Link: https://cpsa.ca/physicians/registration/apply-for-registration/additional-route-to-registration-imgs/
*Exemptions exist: https://cpsa.ca/physicians/registration/english-language-proficiency/					

BRITISH COLUMBIA

Language	Exams	PRA	License type	Other requirements	Links
English: IELTS Academic (min 7.0 in each) or OET Medicine (min gr. B in each) or CELPIP General (min 9 in each)	LMCC or COMLEX-USA levels 1, 2, & 3 or FLEX I & 2 or NBME parts I, II, & III, or USMLE steps 1, 2 & 3. + TDM exam	PRA-BC https://www.prabc.ca/prabc-overview	Assessment license (3 years ROS) <i>*Provisional license only for approved training programs, or after successful assessment</i>	<ul style="list-style-type: none"> - Recency of practice: a of minimum of 24 weeks (960 hours) of clinical practice as a general/family practitioner in the preceding 3 years. - Pre-screening assessment through contacting PRA-BC - Postgraduate training requirements - RHA sponsorship 	https://www.cpsbc.ca/registrants/current-registrants/registration-and-licensing/international-medical-graduates and https://www.cpsbc.ca/registrants/current-registrants/registration-and-licensing/img/assessment

*Exemptions exist:
<https://www.cpsbc.ca/files/pdf/RP-English-Language-Proficiency-Requirements.pdf>

MANITOBA (I)

Language	Exams	IMG program	License type	Other requirements	Links
English: IELTS Academic (min 7.0 in each) or OET Medicine (min gr. B in each) or CELPIP General (min 9 in each)	NACOSCE or MCCQE2 (LMCC)	Medical Licensure Program for IMGs MLPIMG (1 year duration)	Provisional registration – family practice limited	<ul style="list-style-type: none"> - Citizen or PR - Recency of practice : If you have been out of independent practice as a General/Family Practitioner for > 5 years, you need to have a minimum of 12 consecutive months of independent clinical practice. - Postgraduate training requirements (at least 1 year) - CRC - RHA sponsorship 	<ul style="list-style-type: none"> https://cpsm.mb.ca/registration/applying-for-registration/international-medical-graduates https://umanitoba.ca/explore/programs-of-study/international-medical-graduate-img-programs
<p>*Exemptions exist: https://cpsm.mb.ca/assets/Policies/English%20Language%20Proficiency.pdf</p>					

MANITOBA (2)

Language	Exams	IMG program	License type	Other requirements	Links
<p>English: IELTS Academic (min 7.0 in each) or OET Medicine (min gr. B in each) or CELPIP General (min 9 in each)</p> <p><i>*Exemptions exist:</i> https://cpsm.mb.ca/assets/Policies/English%20Language%20Proficiency.pdf</p>	<p>NACOSCE or MCCQE2 (LMCC)</p>	<p>PRA-MB-FP 3 mos duration (ROS = ?)</p> <p><i>*Application deadline: Feb 15, 2025</i></p>	<p>Provisional registration – family practice limited</p>	<ul style="list-style-type: none"> - Citizen or PR or work permit - Recency of practice : 2 yrs of FM residency OR 1 yr of general PG training (including rotating internship) AND min 3 yrs independent clinical practice as GP/FP within 5 years immediately preceding February 15, 2025 - Postgraduate training requirements (at least 1 year) - CRC - RHA sponsorship 	<p>https://cpsm.mb.ca/registration/applying-for-registration/international-medical-graduates</p> <p>https://umanitoba.ca/explore/programs-of-study/international-medical-graduate-img-programs</p>

NEW BRUNSWICK

Language	Exams	PRA	License type	Other requirements	Links
English	MCCQE I +/- NACOSCE	PRA-NB (ROS = ? yrs)	Special License (supervision)	<ul style="list-style-type: none"> - Be legally entitled to live and work in NB - Recency of practice: minimum of 450 hours of clinical practice within 3 years preceding application. - Postgraduate training requirements 	https://cpsnb.org/en/eligibility-criteria
or French	+ TDM	https://cpsnb.org/en/physicians/licensure-in-new-brunswick/pathways-to-licensure	<i>*Successful applicants can get a defined license (practice independently)</i>	<ul style="list-style-type: none"> - 1 yr internship + 2 years work OR 2 yrs internship + 1 yr work - RHA sponsorship - Fewer than 1 prior failed attempt in a Canadian PRA program within a five-year period - CRC 	
<i>*Exemptions exist (Language Proficiency Policy ?)</i>		<i>*Preference to candidates who completed NACOSCE.</i>			

NOVA SCOTIA

Language	Exams	PRA	License type	Other requirements	Links
English: IELTS Academic (min 7.0 in each) or OET Medicine (min gr. B in each) or CELPIP General (min 9 in each)	MCCQE1 +/- NACOSCE + TDM	NSPRAP (ROS) https://www.nsprap.com/overview <u>w</u>	Clinical assessment license <i>*Successful candidates will be granted a Defined license</i>	<ul style="list-style-type: none"> - Work permit/PR/citizen - Recency of practice: at least 6 months within 3 years preceding commencement of the first clinical field assessment - Postgraduate training requirements - At least 2 yrs independent practice - CRC from all locations you have practised in - RHA Sponsorship - Fewer than 2 prior failed attempts in a Canadian PRA program 	https://cpsns.ns.ca/registration-licensing/future-practice/practice-ready-assessment/ And: https://cpsns.ns.ca/resource/pathway-to-licensure-for-international-medical-graduates-via-a-practice-ready-assessment-family-medicine/
<i>*Exemptions exist:</i> https://cpsns.ns.ca/resource/english-language-proficiency/	<i>*Preference to candidates who completed NACOSCE.</i>				

NEWFOUNDLAND AND LABRADOR

Language	Exams	PRA	License type	Other requirements	Links
<p>English: IELTS Academic (min 7.0 in each) or OET Medicine (min gr. B in each) or CELPIP General (min 9 in each)</p> <p><i>*Exemptions exist (in flowchart)</i></p>	<p>MCCQE1 or USMLE steps 1, 2 & 3 or COMLEX-USA levels 1, 2, & 3 or NACOSCE** + TDM</p> <p><i>*Preference to candidates who completed NACOSCE.</i></p>	<p>PRA-NL (ROS)</p> <p>https://www.med.mun.ca/oped/pato/how-to-apply</p>	<p>Clinical assessment license</p> <p><i>*Successful candidates will be granted a Provisional license</i></p>	<ul style="list-style-type: none"> - Recency of practice: 450 hours in the previous 3 years - Postgraduate training requirements - CRC - Letter of eligibility from the CPSNL for the PRA-NL - RHA Sponsorship - Fewer than 2 prior failed attempts at Canadian PRA program 	<p>Eligibility: https://cpsnl.ca/wp-content/uploads/2024/08/Family-Medicine-Flow-Chart-August-2024.pdf</p> <p>Minimum requirements: https://cpsnl.ca/wp-content/uploads/2023/09/Fall2023-DocumentationRequiredTable.pdf</p>

ONTARIO

Language	Exams	PRA	License type	Other requirements	Links
English only: IELTS Academic (min 7.0 in each) or OET Medicine (min gr. B in each) or CELPIP General (min 9 in each) or Expired test within 3 yrs + letter of support *Exemptions exist: https://touchstoneinstitute.ca/assessment/practice-ready-ontario/#requirements	LMCC +/- NACOSCE + TDM	Practice-Ready Ontario (PRO) through Touchstone Institute (3 yrs ROS)	Restricted certificate (provisional)	<ul style="list-style-type: none"> - Citizen or PR - 48 months (4 years) of training and practice experience (1 year PG + 3 yrs practice OR 2 yrs PG + 2 yrs practice) - Recency of practice: 960 hrs practice in the immediately preceding 3 yrs (virtual-care ok but minimum 720 hrs must be in-person) - Postgraduate training requirements - Fewer than 1 previous failed PRA in Canada 	https://touchstoneinstitute.ca/assessment/practice-ready-ontario/

SASKATCHEWAN

Language	Exams	PRA	License type	Other requirements	Links
<p>English: IELTS Academic (min 7.0 in each) or OET Medicine (min gr. B in each) or CELPIP General (min 9 in each)</p> <p><i>*Exemptions exist: https://www.saskdocs.ca/work/familyphysicians/imgfamilyphysician/sippa/</i></p>	<p>MCCQE1 + NACOSCE or MCCQE2 + TDM</p>	<p>Saskatchewan International Physician Practice Assessment Program - SIPPA via SASKdocs (ROS - ? yrs)</p>	<p>Educational during assessment Provisional license after successful assessment</p>	<ul style="list-style-type: none"> - 3 years full-time practice if PG training < 2 yrs - Recency of practice: active, independent practice as a family physician in the last 3 years with a minimum of 3 months full-time family practice - Postgraduate training requirements (minimum 12 mos) - Reimbursements for IMGs residing in SK 	<p>https://www.cps.sk.ca/mis/web/Applicants/Licensure/InternationalPhysicians/SIPPA.aspx</p> <p>https://www.saskdocs.ca/work/familyphysicians/imgfamilyphysician/sippa/</p> <p>https://cmelearning.usask.ca/specialized-programs/img/what-is-img.php</p>

QUEBEC

Language	Exams	PRA	License type	Other requirements	Links
<p>French only:</p> <p>OQLF https://www.oqlf.gouv.qc.ca/accueil.aspx</p> <p><i>*Exemptions exist:</i> https://www.cmq.org/fr/accéder-a-la-profession/contenus-utiles-futurs-medecins/connaissances-du-francais</p>	<p>MCCEE or MCCQE I or USMLE Step 2CK</p>	<p>https://cms.cmq.org/files/documents/Acceder-profession/International/ligne-temps-exercer-md-qc-dim.pdf</p>	<p>Restrictive Permit – Clinician PRA (valid for 1 year, renewable annually)</p> <p>Or</p> <p>Restrictive Permit – ARM Quebec France ECE/PRA</p>	<ul style="list-style-type: none"> - Recency of practice: 12 months during the 3 years preceding your application - ALDO-Quebec professional activity 	<p>https://www.cmq.org/en/acc%C3%A9der-%C3%A0-la-profession/international/permis-restrictif-arm-clinicien-professeur-pret-a-exercer-ece-pra/permis-restrictif-clinicien-evaluation-de-la-capacite-a-exercer-ece-pra</p>



PRA PROGRAMS NOT OFFERED

- Prince Edward Island
- Yukon
- Nunavut
- Northwest Territories

PRINCE EDWARD ISLAND

Exams	PRA	Other requirements	Links
LMCC + CCFP or CCFP equivalent or CCFP eligible	No PRA programs	Apply through physiciansapply	https://www.cpspei.ca/registration/ Recruitment: https://physiciancareerspei.ca/contact/

YUKON

PRA

Other requirements

Links

No PRA programs

- IMGs must secure a full medical licence in another jurisdiction before applying for registration in the Yukon
- Apply through [physiciansapply](#)

<https://www.yukonmedicalcouncil.ca/index.php/physicians/get-a-medical-licence>

NUNAVUT

Exams	PRA	Other requirements	Links
LMCC +/- CCFP	No PRA programs	<ul style="list-style-type: none">- Must currently hold a full, unrestricted license in another province or territory of Canada or be eligible for a full, unrestricted license in another province or territory of Canada- Apply through physiciansapply	https://nuphysicians.ca/licenses-and-registration

NORTHWEST TERRITORIES

PRA	Other requirements	Links
No PRA programs	Apply through physiciansapply	https://www.hss.gov.nt.ca/en/services/medical-licence



PERSONAL ADVICE

- Save money early on
- Prepare well for exams
- Find several study partners
- Study Canadian guidelines (not US, not UK, etc..)
- Source verify all your documents before coming to Canada ideally.
- Lots of payments to be made gradually... not lump sum.. So don't be discouraged!
- Read information from the source – rules and dates change all the time!
- Sign up for newsletters from MCC, exam updates, Colleges, PRA programs, etc...
- Note that in physiciansapply:, payments are done via Visa, MasterCard, and prepaid or secured credit cards. *Interac, Visa debit and MasterCard debit cards cannot be accepted.*

DO'S AND DON'TS

Do's	Don'ts
Stay up to date on changes in licensing and requirements through official websites.	Listen to rumors.
Complete the MCCQE1 and language tests before landing in Canada ideally (+ the TDM if selected).	Wait until you come to Canada to start the process. (Out of practice risk).
Apply for immigration/work permit early in the process.	Use untrusted/unqualified immigration consultants.
Stay in practice as you work towards licensure.	Stay out of practice.
Set money aside for licensing requirements.	Waste time and money.
Keep trying: if one MRA doesn't work for you, try another.	Give up.

NEVER
GIVE UP!





Questions



THANK YOU

Manal Badi

MBBCh, CCFP, DipDerm